

Name: TIBETA - 01

Design: Christophe Mathieu / 2015

Typology: Pendant lamp






Environment: Indoor

Technical description:

Family of pendant lamps made of spun aluminum body. It is available in 3 shapes and each in 3 finishes; black chrome with black fabric cable, copper with copper metallic mesh cable and polished aluminum with grey fabric cable. Tibeta has a line voltage LED module providing direct down light. Dimming system 0 – 10.

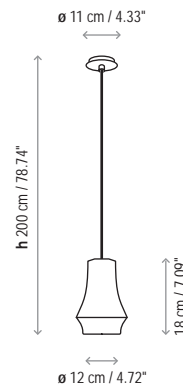


Lamps description

 Grounding: compulsory
 8,7 W LED Led: 1 x 8,7 W LED Lumens: 610 lm CRI: >80 Degrees Kelvin: 2900°-3200°
Voltage: 120V-60Hz
 1 Box 8.66 x 8.66 x 9.45 inches
Vol.: 0.4097 ft ³ Weight: 5.42 lbs
Certifications:  

Ref	Finishings
2570120107U	BLACK CHROME BLACK FABRIC WIRE
2570120164U	POLISHED ALUMINUM GREY FABRIC WIRE
2570120190U	BRILLIANT COPPER COPPER METALLIC MESH
TRIAC DIMMABLE (like retrofit dimmable led bulbs)	
Not Customizable	

Measures



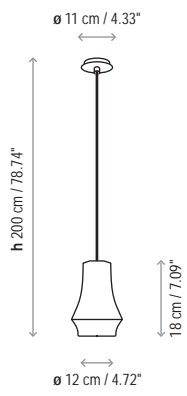
Project information

Project name:	Approved by:
Fixture type:	Date:
Location:	Prepared by:
Comments:	Prepared for:

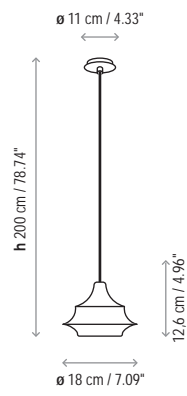
Photometrics 

Photometrics made according to the position the lights are shown in the catalogue and price list.

TIBETA - 01



TIBETA - 02



TIBETA - 03

